

What do I do when I'm out?

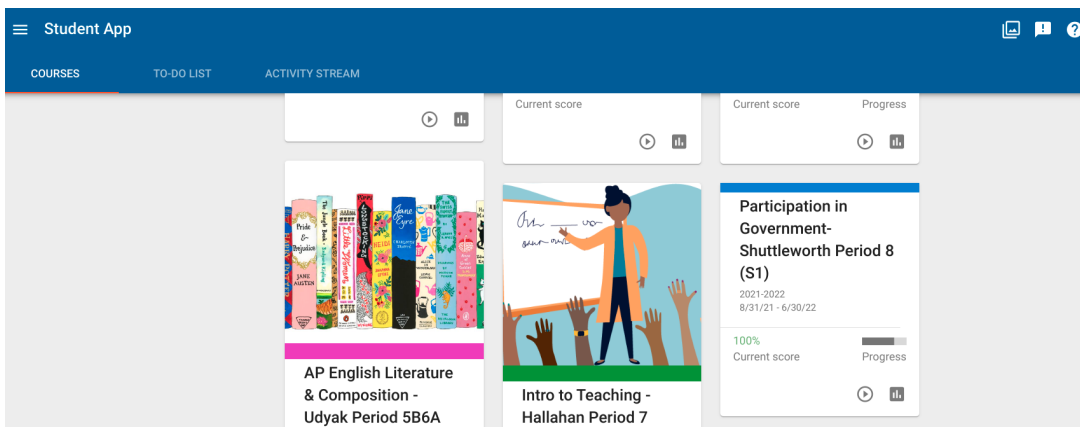
DID YOU KNOW...

You can sign into your Buzz from home on any device with internet access (cell phones, tablets, Chromebooks, laptops, etc.). Many classes post the powerpoints and notes in case you need them at home! You just need to know your YWCP email address and password!




Directions for Accessing Class Assignments

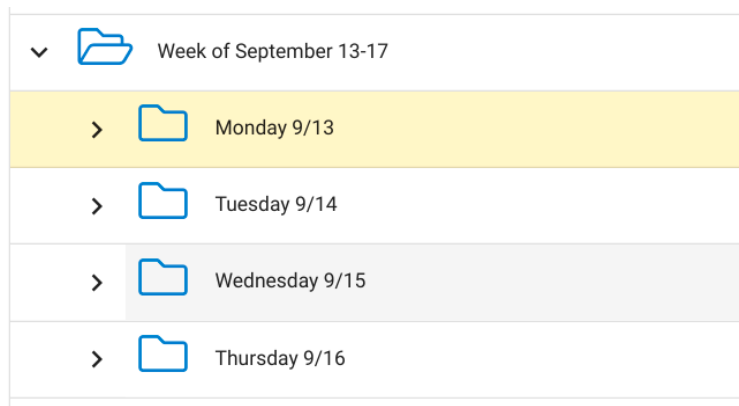
1. Go to Buzz (<https://monroe1-youngwomenscollegeprep.agilixbuzz.com/>)
2. Click on class tile:




3. Click on Quarter:




4. Click on the Week:




5. Click on the day:

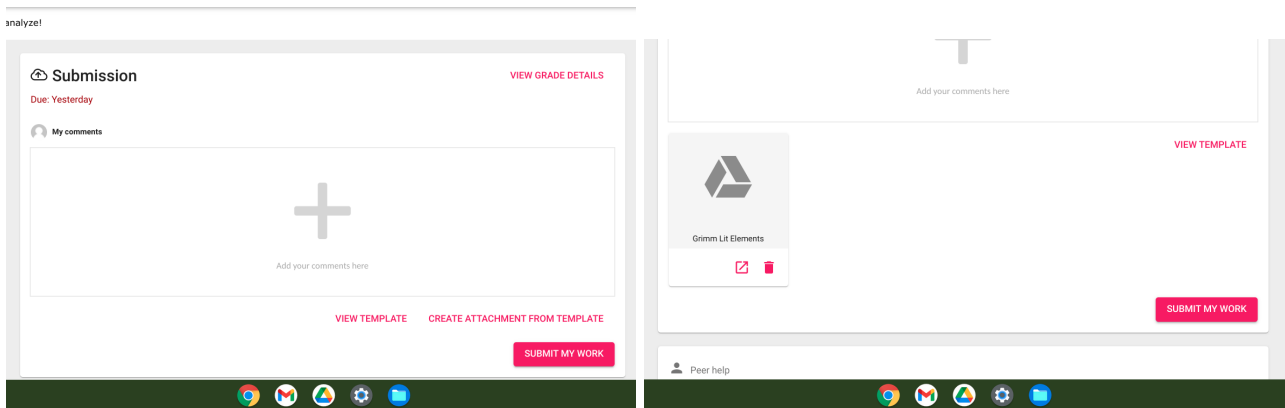
 Tuesday, 9/21 - Activities

 Search

 Tuesday, 9/21 Agenda

 What is an Enduring Issue?

6. To complete an assignment, open the assignment, scroll to the bottom, click "Create Attachment from Template" and then click the arrow out button under the gray triangle icon that appears on the left.
7. Complete your assignment
8. Go back to the Buzz tab, hit submit. All set!



Stuck? Reach out to your teacher through email or GoGuardian (during class time - if your teacher has this set up) for extra support. You got this! 😊